


























XI Długodystansowy Puchar Śląska we Wrotkarstwie Szybkim

Analiza - Dystans 42km





Pl.	Name	Nat.	2712	5532	8352	11172	13992	16812	19632	
	Klub	YoB	22452	25272	30912	33732	36552	39372		Finish
42km K										
1.	Mitkowska, Natalia Korowo	 1985	0:05:36,56 0:44:08,10	0:11:10,89 0:49:42,64	0:16:22,69 1:00:51,41	0:21:24,09 1:06:22,59	0:26:56,70 1:12:26,03	0:32:35,64 1:18:30,65	0:38:19,43	1:24:02,98
2.	Szewczyk, Victoria Legia Warszawa	 2008	0:05:32,38 0:44:11,04	0:11:09,40 0:49:43,82	0:16:24,09 1:00:52,89	0:21:30,12 1:06:23,01	0:26:54,46 1:12:25,75	0:32:29,45 1:18:29,05	0:38:18,44	1:24:03,66
3.	Adamczuk, Amelia Enes Roller Team	 2003	0:05:34,54 0:44:08,05	0:11:11,59 0:49:42,62	0:16:23,83 1:00:51,19	0:21:29,20 1:06:23,05	0:26:54,20 1:12:24,83	0:32:32,97 1:18:35,07	0:38:17,13	1:24:04,12
4.	Kosiacka, Antonina UKS Sparta Grodzisk Mazowiecki	 2008	0:05:34,55 0:44:10,40	0:11:09,80 0:49:44,35	0:16:24,94 1:00:53,24	0:21:30,08 1:06:24,28	0:26:55,62 1:12:24,07	0:32:33,28 1:18:35,80	0:38:22,54	1:24:04,24
5.	Kaluża, Kinga KKS W KRAK	 1989	0:05:37,27 0:44:04,79	0:11:10,08 0:49:43,68	0:16:22,52 1:00:51,95	0:21:36,52 1:06:23,46	0:26:56,67 1:12:23,56	0:32:35,70 1:18:29,88	0:38:20,85	1:24:04,34
6.	Widół, Wiktoria SPEED Jasło	 2006	0:05:38,75 0:44:11,50	0:11:10,14 0:49:45,66	0:16:24,72 1:00:52,08	0:21:29,78 1:06:24,73	0:26:55,90 1:12:24,91	0:32:35,10 1:18:34,37	0:38:18,83	1:24:23,52
7.	Nagacz, Dorota Enes Roller Team	 1980	0:05:38,23 0:44:10,12	0:11:13,84 0:49:45,28	0:16:23,61 1:00:52,87	0:21:28,90 1:06:26,47	0:26:55,54 1:12:26,00	0:32:34,46 1:18:36,40	0:38:21,16	1:24:24,10
8.	Heinrich, Julia Klub Sportowy Jastrzębie Koronowo	 2008	0:05:33,14 0:44:07,25	0:11:11,26 0:49:44,00	0:16:23,77 1:00:50,83	0:21:26,24 1:06:25,42	0:26:55,82 1:12:24,61	0:32:34,79 1:18:33,70	0:38:18,47	1:24:39,31
9.	Jabłońska, Agata Legia Warszawa	 1991	0:05:33,59 0:46:09,01	0:11:08,68 0:52:27,59	0:16:25,59 1:04:25,54	0:21:31,73 1:10:32,33	0:27:10,39 1:16:49,05	0:33:18,43 1:22:47,53	0:39:47,53	1:28:39,92
10.	Szumias, Dorota	 1978	0:05:36,18 0:46:59,27	0:11:10,77 0:53:12,45	0:17:13,28 1:04:57,40	0:23:02,85 1:10:59,19	0:29:12,16 1:16:59,38	0:35:04,50 1:22:46,36	0:41:09,36	1:28:40,18
11.	Sawicka, Monika	 1984	0:05:39,41 0:47:00,21	0:11:16,75 0:53:14,28	0:17:14,38 1:04:58,58	0:23:01,31 1:10:57,98	0:29:11,68 1:16:57,86	0:35:01,96 1:22:48,31	0:41:11,45	1:28:41,98
12.	Cebulska, Katarzyna	 1968	0:05:39,75 0:46:58,68	0:11:16,11 0:53:12,99	0:17:15,23 1:04:57,40	0:23:04,27 1:10:57,05	0:29:10,38 1:16:59,09	0:35:01,48 1:22:47,19	0:41:08,84	1:28:43,18
13.	Surma, Balbina Niestowarzyszony	 1993	0:05:35,78 0:46:58,69	0:11:11,58 0:53:13,45	0:17:14,09 1:05:21,21	0:22:58,64 1:12:13,51	0:29:12,71 1:19:10,64	0:35:01,12 1:26:08,15	0:41:10,45	1:33:14,42
14.	Gądek, Katarzyna Silesia Skating Tempish Team	 1974	0:05:44,43 0:49:47,55	0:11:36,53 0:56:18,00	0:18:09,61 1:09:04,70	0:24:23,96 1:15:26,36	0:30:48,97 1:22:00,90	0:37:09,04 1:28:36,51	0:43:37,64	1:35:12,44
15.	Bogucka, Barbara Run Team Rydzyna	 1970	0:05:44,89 0:49:49,41	0:11:41,11 0:56:19,25	0:18:09,97 1:09:07,41	0:24:24,78 1:15:31,27	0:30:48,59 1:22:01,53	0:37:08,63 1:28:36,03	0:43:38,22	1:35:13,57
16.	Puczen, Gabriela Legia Warszawa	 2006	0:05:33,19 0:48:37,94	0:11:08,21 0:55:49,80	0:16:24,99 1:10:46,12	0:21:30,87 1:17:56,04	0:27:51,79 1:25:10,38	0:34:22,01 1:31:34,47	0:41:36,25	1:38:04,09
17.	Kula, Magdalena UKS Sparta Grodzisk Mazowiecki	 2006	0:05:34,30 0:49:45,34	0:11:09,71 0:57:06,36	0:16:25,83 1:11:39,29	0:21:45,05 1:18:10,43	0:28:41,50 1:25:10,59	0:35:18,66 1:31:34,19	0:42:41,63	1:38:18,11
18.	Szombara, Zofia Legia Warszawa	 2008	0:05:33,46 0:48:37,73	0:11:08,64 0:55:50,07	0:16:25,27 1:11:40,34	0:21:31,94 1:18:10,36	0:27:55,67 1:25:10,72	0:34:21,56 1:31:34,16	0:41:36,24	1:38:27,78

XI Długodystansowy Puchar Śląska we Wrotkarstwie Szybkim







Analiza - Dystans 42km

Pl.	Name Klub	Nat. YoB	2712 22452	5532 25272	8352 30912	11172 33732	13992 36552	16812 39372	19632	Finish
19.	Pfeifer, Aleksandra +	 1995	0:05:42,33 0:50:36,14	0:11:54,01 0:57:15,89	0:18:19,07 1:10:42,38	0:24:31,84 1:17:20,64	0:31:10,59 1:24:22,62	0:37:32,98 1:31:27,20	0:44:07,92	1:38:51,26
20.	Królikowska, Wiktoria	 2001	0:06:09,07 0:52:45,28	0:12:48,11 0:59:49,09	0:19:34,86 1:13:57,24	0:26:01,59 1:20:45,89	0:32:37,92 1:27:42,82	0:38:44,37 1:34:24,74	0:45:51,04	1:41:40,54
21.	Leśniewicz-Paraszka, Danuta MinionsSpeedTeam	 1985	0:05:39,94 0:50:47,59	0:11:20,02 0:58:09,02	0:17:44,09 1:13:08,93	0:24:06,23 1:21:02,98	0:30:47,64 1:28:59,51	0:37:07,10 1:36:27,60	0:43:49,02	1:44:28,07
22.	Stelmasińska, Kaśka Rollersi	 1984	0:06:27,43 0:58:47,41	0:13:22,64 1:06:56,16	0:20:48,99 1:22:36,20	0:28:06,02 1:30:34,86	0:35:49,20 1:38:43,75	0:43:24,55 1:46:33,34	0:51:12,95	1:54:35,88
23.	Gadzała, Karolina	 2005	0:06:28,67 1:00:49,08	0:13:55,11 1:09:01,48	0:21:47,10 1:24:49,38	0:29:14,67 1:32:34,79	0:37:14,72 1:40:52,13	0:44:58,87 1:48:29,66	0:53:00,41	1:56:31,82
24.	Nowak, Katarzyna	 1977	0:07:17,84 1:03:17,97	0:14:52,13 1:11:46,09	0:22:46,09 1:28:51,38	0:30:17,89 1:37:04,73	0:38:34,20 1:45:42,43	0:46:42,93 1:54:06,08	0:54:53,73	2:02:42,35
25.	Chromy, Vanessa	 1990	0:08:35,54 1:14:35,17	0:17:13,82 1:25:04,43	0:26:34,24 1:46:27,77	0:35:22,84 1:57:21,00	0:44:45,39 2:09:03,16	0:54:34,19 2:19:47,09	1:04:31,75	2:31:50,22

DNF




















1.	Glamkowska, Aleksandra Uks Orlica Duszniki zdroj	 1997	0:05:31,95 0:43:31,20	0:11:07,14 0:49:16,40	0:16:22,66	0:21:25,33	0:26:42,61	0:32:09,85	0:38:00,44	
2.	Żądło, Martyna Silesia Skaiting	 1982	0:05:37,43 0:46:57,49	0:11:12,60 0:53:13,64	0:16:32,80	0:22:38,93	0:29:09,22	0:35:05,30	0:41:10,88	
3.	Zgrzywa, Agnieszka Jabra RT Friends	 1969	0:05:38,91	0:11:14,67	0:17:45,68	0:24:06,25	0:31:09,08	0:38:06,65		
4.	Wielczkiewicz, Joanna ROLKARZE PŁOCK	 1990	0:05:40,19	0:11:21,29						

42km M

1.	Ciężki, Paweł Roll4Life Plichwyścig.pl	 1991	0:04:12,17 0:35:49,32	0:08:25,03 0:40:38,76	0:12:58,21 0:50:02,20	0:17:26,69 0:54:39,03	0:22:07,44 0:59:27,61	0:26:34,36 1:04:03,90	0:31:19,66	1:08:42,46
2.	Mazurek, Sebastian Jabra Roller Team	 1987	0:04:12,61 0:39:00,87	0:08:52,20 0:44:03,02	0:13:44,26 0:54:00,72	0:18:43,33 0:58:59,87	0:24:00,21 1:04:21,44	0:28:39,46 1:09:11,19	0:34:02,83	1:14:14,86
3.	Solga, Mateusz Uks Zwoleń team	 1988	0:04:13,21 0:39:00,73	0:08:51,96 0:44:03,32	0:13:43,90 0:54:01,10	0:18:43,04 0:58:59,99	0:23:59,42 1:04:21,81	0:28:39,14 1:09:11,64	0:34:02,91	1:14:14,92
4.	Pawelec, Mirosław	 1983	0:04:13,43 0:38:48,59	0:08:52,81 0:44:03,86	0:13:43,44 0:54:01,32	0:18:32,83 0:59:01,03	0:23:36,55 1:04:22,06	0:28:32,06 1:09:12,17	0:33:45,18	1:14:15,08
5.	Gądek, Wojciech Silesia Skating Tempish Team	 1971	0:04:20,96 0:39:02,03	0:09:13,74 0:44:02,31	0:14:10,17 0:54:01,77	0:19:03,96 0:59:00,22	0:24:00,92 1:04:22,44	0:28:37,01 1:09:06,43	0:34:01,78	1:14:17,87
6.	Nagacz, Igor Enes Roller Team	 2004	0:04:22,93 0:39:03,12	0:09:07,40 0:44:04,92	0:14:09,27 0:54:03,96	0:19:05,05 0:59:07,28	0:23:59,94 1:04:24,12	0:28:40,26 1:09:27,01	0:34:03,42	1:14:42,60




















XI Długodystansowy Puchar Śląska we Wrotkarstwie Szybkim

Analiza - Dystans 42km

Pl.	Name Klub	Nat. YoB	2712 22452	5532 25272	8352 30912	11172 33732	13992 36552	16812 39372	19632	Finish
7.	Szumlas, Jacek	 1975	0:04:23,83 0:39:01,44	0:09:09,21 0:44:05,25	0:14:11,67 0:54:05,03	0:19:04,85 0:59:06,37	0:24:01,74 1:04:23,40	0:28:42,09 1:09:27,90	0:34:01,99	1:14:42,88
8.	Nocuń, Mateusz KKS W KRAK	 1987	0:04:24,10 0:39:01,96	0:09:13,31 0:44:07,58	0:14:09,58 0:54:04,35	0:19:08,13 0:59:02,37	0:24:02,07 1:04:23,74	0:28:38,58 1:09:27,04	0:34:04,12	1:14:42,94
9.	Warchoń, Łukasz Legia Warszawa Masters	 1982	0:04:25,30 0:39:02,26	0:09:14,88 0:44:04,40	0:14:12,03 0:54:03,44	0:19:06,30 0:59:05,41	0:24:01,55 1:04:23,29	0:28:41,61 1:09:27,44	0:34:03,83	1:14:43,90
10.	Ciborowski, Damian KS Speed Jasło	 1973	0:04:22,16 0:39:03,66	0:09:08,86 0:44:03,45	0:14:12,40 0:54:02,85	0:19:03,33 0:59:00,71	0:24:01,30 1:04:22,68	0:28:41,25 1:09:26,19	0:34:02,76	1:14:44,49
11.	Flejszer, Łukasz U.K.S. Zwoleń-Team	 1983	0:04:23,39 0:40:11,88	0:09:12,79 0:45:47,79	0:14:12,67 0:57:06,85	0:19:07,37 1:02:39,07	0:24:02,74 1:08:24,39	0:28:54,53 1:13:48,83	0:34:44,51	1:18:50,45
12.	Turkiewicz, Grzegorz GATTA BIKE-RS	 1968	0:04:26,54 0:41:49,67	0:09:16,22 0:47:26,06	0:14:49,06 0:57:53,40	0:20:30,62 1:02:56,73	0:25:58,85 1:08:23,90	0:31:20,90 1:13:46,88	0:36:45,67	1:18:51,47
13.	Pronobis, Mateusz	 1982	0:04:24,48 0:40:11,48	0:09:14,41 0:45:48,62	0:14:11,04 0:57:07,24	0:19:06,79 1:02:35,56	0:24:02,37 1:08:24,74	0:28:59,60 1:13:46,62	0:34:44,01	1:18:51,54
14.	Olszowski, Henryk Kks w Krak Rollerblade	 1960	0:04:25,86 0:41:55,56	0:09:32,12 0:47:25,59	0:15:12,49 0:57:51,11	0:20:30,12 1:02:57,33	0:26:02,25 1:08:25,45	0:31:16,71 1:13:46,61	0:36:46,15	1:18:51,95
15.	Roj, Janusz Silesia Skating Tempish Team	 1976	0:04:46,61 0:41:55,92	0:09:53,08 0:47:25,96	0:15:15,44 0:57:51,38	0:20:33,55 1:02:58,04	0:26:02,77 1:08:22,89	0:31:19,97 1:13:48,78	0:36:44,01	1:18:52,45
16.	Paraszka, Łukasz MinionsSpeedTeam	 1987	0:04:50,35 0:41:59,51	0:09:56,01 0:47:26,63	0:15:16,92 0:57:53,80	0:20:33,84 1:02:57,84	0:26:02,04 1:08:26,76	0:31:18,83 1:13:47,78	0:36:47,21	1:18:52,47
17.	Parkot, Andrzej UKS Gim Dwójka Tomaszów Lubelski	 1965	0:04:26,14 0:40:12,24	0:09:13,14 0:45:48,69	0:14:13,10 0:57:05,94	0:19:07,74 1:02:36,65	0:24:02,83 1:08:25,83	0:28:59,03 1:13:47,05	0:34:44,82	1:18:52,60
18.	Michalski, Mariusz UKS Zwoleń-Team	 1984	0:04:36,35 0:41:56,71	0:09:54,76 0:47:27,26	0:15:14,94 0:57:55,13	0:20:40,16 1:02:55,98	0:25:59,15 1:08:26,35	0:31:18,75 1:13:47,24	0:36:45,41	1:18:52,96
19.	Klonowski, Mikołaj	 2007	0:04:22,55 0:41:59,81	0:09:12,21 0:47:24,96	0:14:39,56 0:57:50,30	0:20:35,24 1:02:55,05	0:26:02,09 1:08:22,65	0:31:19,26 1:13:45,79	0:36:47,61	1:18:54,30
20.	Chojnacki, Mateusz UKS Zwoleń Team	 1998	0:04:30,42 0:41:58,43	0:09:44,72 0:47:24,70	0:15:14,16 0:57:50,06	0:20:35,10 1:02:54,54	0:25:57,72 1:08:22,90	0:31:21,55 1:13:45,11	0:36:46,96	1:18:55,88
21.	Mońka, Maciej	 1969	0:04:47,72 0:41:57,40	0:09:54,30 0:47:23,96	0:15:17,58 0:57:52,74	0:20:33,54 1:02:57,54	0:26:01,66 1:08:27,28	0:31:18,28 1:13:49,95	0:36:44,74	1:18:58,58
22.	Klich, Karol Silesia Skating Tempish Team	 1990	0:04:48,14 0:41:54,85	0:09:46,38 0:47:25,40	0:15:13,15 0:57:52,03	0:20:36,42 1:02:56,17	0:25:57,44 1:08:28,03	0:31:19,90 1:13:48,18	0:36:44,56	1:18:58,60
23.	Koziarz, Artur Silesia Skating Tempish Team	 1983	0:04:45,87 0:41:58,11	0:09:51,82 0:47:23,58	0:15:16,62 0:57:52,38	0:20:33,22 1:03:11,93	0:26:00,42 1:09:10,44	0:31:17,33 1:15:07,96	0:36:46,60	1:21:06,16
24.	Syrek, Tomasz	 1970	0:04:49,72 0:41:56,96	0:09:55,80 0:47:28,95	0:15:16,68 0:59:24,33	0:20:33,11 1:05:15,89	0:26:00,74 1:11:25,25	0:31:17,65 1:17:18,51	0:36:47,59	1:23:16,36
25.	Soltis, Eugen Moris Slovakia	 1956	0:05:16,44 0:43:56,43	0:10:35,23 0:49:46,46	0:16:22,19 1:01:07,85	0:21:41,19 1:06:41,33	0:27:14,01 1:12:39,58	0:32:42,21 1:18:25,38	0:38:19,85	1:24:21,05




















XI Długodystansowy Puchar Śląska we Wrotkarstwie Szybkim

Analiza - Dystans 42km

Pl.	Name Klub	Nat. YoB	2712 22452	5532 25272	8352 30912	11172 33732	13992 36552	16812 39372	19632	Finish
26.	Gaweł, Rafał UKS ZWOLEŃ TEAM	 1991	0:04:48,61 0:43:57,56	0:09:52,47 0:49:47,10	0:15:15,22 1:01:08,79	0:20:35,07 1:06:41,76	0:26:18,69 1:12:40,90	0:32:37,83 1:18:26,50	0:38:19,84	1:24:22,66
27.	Glinkowski, Zbigniew	 1956	0:05:13,50 0:43:55,09	0:10:34,41 0:49:45,46	0:16:24,19 1:01:07,77	0:21:41,29 1:06:42,03	0:27:13,70 1:12:40,67	0:32:41,10 1:18:27,26	0:38:19,51	1:24:22,77
28.	Zoladek, Jerzy Kksw krak rollerblade	 1955	0:04:59,13 0:43:58,43	0:10:35,96 0:49:47,91	0:16:21,15 1:01:07,57	0:21:40,83 1:06:41,19	0:27:13,25 1:12:40,49	0:32:40,52 1:18:25,25	0:38:21,04	1:24:25,27
29.	Zima, Juraj CSC Košice	 1961	0:05:17,96 0:43:54,72	0:10:29,53 0:49:45,29	0:16:18,82 1:01:06,49	0:21:39,16 1:06:40,43	0:27:10,61 1:12:39,29	0:32:38,84 1:18:24,58	0:38:18,57	1:24:48,06
30.	Wypych, Sebastian KKS W KRAK	 1976	0:05:12,55 0:45:20,30	0:10:37,81 0:51:39,34	0:16:23,47 1:04:19,51	0:21:43,01 1:10:11,61	0:27:19,51 1:16:24,23	0:33:07,82 1:22:30,37	0:39:18,96	1:28:26,98
31.	Przychodniak, Robert Gatta Speed Skating	 1991	0:05:13,18 0:46:23,74	0:10:41,73 0:52:46,03	0:16:27,42 1:04:24,65	0:22:00,50 1:10:12,08	0:28:08,12 1:16:23,73	0:34:05,02 1:22:30,73	0:40:18,34	1:28:29,94
32.	Bodzioch, Marek KKS W-KRAK	 1962	0:05:13,18 0:43:58,15	0:10:36,31 0:49:48,42	0:16:22,37 1:01:35,42	0:21:42,43 1:08:26,66	0:27:13,93 1:15:11,00	0:32:43,33 1:22:03,10	0:38:21,05	1:28:51,49
33.	Prajsnar, Paweł Speeding Turtles	 1993	0:05:28,63 0:47:31,01	0:10:53,28 0:53:40,07	0:16:29,64 1:05:21,64	0:22:24,97 1:11:23,09	0:28:44,30 1:17:22,83	0:34:50,48 1:23:06,67	0:41:14,16	1:29:03,30
34.	Stankiewicz, Jerzy Legia Warszawa Masters	 1965	0:05:14,77 0:46:25,75	0:10:37,26 0:52:45,51	0:16:23,49 1:04:48,12	0:22:04,42 1:10:52,44	0:28:14,68 1:17:08,83	0:34:07,99 1:23:31,29	0:40:19,44	1:29:55,08
35.	Wróbel, Antoni Zico racing team	 1947	0:05:15,14 0:46:26,10	0:10:39,74 0:52:46,26	0:16:26,72 1:04:41,82	0:21:45,10 1:10:51,50	0:27:36,66 1:17:10,06	0:33:38,36 1:23:30,12	0:40:03,09	1:29:56,03
36.	Dziedzicki, Tomasz Speed	 1982	0:05:24,00 0:47:26,31	0:11:15,14 0:53:35,28	0:17:35,54 1:05:19,97	0:23:25,39 1:11:20,68	0:29:34,30 1:17:21,44	0:35:24,15 1:23:31,87	0:41:32,59	1:29:59,03
37.	Gruszka, Jakub TN Biegówki Wesola	 1984	0:05:18,04 0:46:23,38	0:10:36,19 0:52:44,73	0:16:27,42 1:05:16,87	0:21:58,62 1:11:23,04	0:28:08,39 1:17:23,57	0:34:03,25 1:23:54,86	0:40:17,09	1:30:54,39
38.	Rudnicki, Kazimierz	 1957	0:05:29,21 0:47:23,37	0:10:56,51 0:53:36,40	0:16:51,44 1:05:21,90	0:22:53,24 1:11:24,38	0:29:02,10 1:17:24,81	0:35:17,45 1:23:39,81	0:41:27,52	1:30:55,78
39.	Filipiak, Ernest Skate2City	 1971	0:05:15,58 0:46:25,11	0:10:39,68 0:52:44,78	0:16:25,75 1:05:17,34	0:21:56,85 1:11:55,33	0:28:09,60 1:19:13,18	0:34:03,74 1:26:44,59	0:40:19,39	1:33:55,49
40.	Zoremba, Jan Silesia Skating Temish Team	 1953	0:05:19,15 0:47:27,71	0:10:50,67 0:53:37,58	0:17:02,53 1:05:57,71	0:22:57,71 1:12:36,41	0:29:03,47 1:19:42,12	0:35:12,50 1:26:45,39	0:41:28,53	1:34:00,37
41.	Bujacz, Marcin Gatta Speed Skating	 1989	0:05:15,19 0:47:28,73	0:10:37,67 0:53:38,34	0:16:24,44 1:06:02,08	0:22:08,10 1:12:46,65	0:28:41,37 1:20:01,34	0:34:49,42 1:27:09,62	0:41:13,89	1:34:28,22
42.	Szumias, Arkadiusz Zoller Tech/Prolube	 2000	0:04:37,76 0:49:28,46	0:10:27,99 0:55:46,50	0:16:20,12 1:09:01,40	0:22:51,45 1:15:43,33	0:29:57,20 1:22:59,60	0:37:05,79 1:29:05,02	0:43:24,62	1:35:29,33
43.	Paczuski, Jarosław LEGIA WARSZAWA MASTERS	 1959	0:05:33,10 0:50:03,74	0:11:40,08 0:56:39,12	0:18:02,56 1:09:22,53	0:24:25,51 1:15:46,56	0:30:54,71 1:22:24,41	0:37:16,99 1:28:55,58	0:43:51,95	1:35:32,34
44.	Łata, Dariusz Silesia Skating Tempish Team	 1966	0:05:32,21 0:50:03,56	0:11:39,21 0:56:37,18	0:18:01,98 1:09:21,49	0:24:24,73 1:15:45,56	0:30:54,49 1:22:23,80	0:37:15,76 1:28:55,53	0:43:50,98	1:35:39,54














XI Długodystansowy Puchar Śląska we Wrotkarstwie Szybkim

Analiza - Dystans 42km

Pl.	Name Klub	Nat. YoB	2712 22452	5532 25272	8352 30912	11172 33732	13992 36552	16812 39372	19632	Finish
45.	Cerkiewnik, Piotr silesia skating tempish team	 1968	0:05:22,01 0:50:05,73	0:10:55,06 0:56:39,58	0:17:01,80 1:09:22,58	0:23:03,52 1:15:49,37	0:29:39,42 1:22:26,01	0:36:15,81 1:29:01,06	0:43:19,47	1:36:24,06
46.	Fudala, Mateusz	 1988	0:05:24,92 0:49:44,01	0:11:15,67 0:56:34,77	0:17:37,88 1:09:24,01	0:23:48,83 1:15:45,00	0:30:16,47 1:22:33,73	0:36:42,37 1:29:41,38	0:43:17,58	1:37:10,45
47.	Madusiok, Mirosław LKS Straconka	 1957	0:06:02,33 0:50:58,53	0:12:13,58 0:57:35,89	0:18:39,52 1:11:04,29	0:24:54,28 1:17:31,72	0:31:31,60 1:24:25,52	0:37:53,54 1:30:49,95	0:44:29,53	1:37:33,54
48.	Muntowski, Daniel	 1982	0:05:44,63 0:50:59,92	0:11:51,04 0:57:38,05	0:18:42,32 1:11:05,59	0:24:55,71 1:17:32,78	0:31:33,28 1:24:22,28	0:37:55,54 1:30:51,23	0:44:30,96	1:37:34,60
49.	Koralewski, Marcelli PlichWyscig.pl	 1950	0:05:14,67 0:50:07,03	0:10:34,79 0:57:38,54	0:16:54,22 1:11:02,61	0:22:58,60 1:17:30,13	0:30:11,09 1:24:24,80	0:36:41,17 1:30:48,87	0:43:52,54	1:37:42,64
50.	Kabza, Grzegorz Skate2City	 1969	0:05:17,58 0:47:28,23	0:10:34,07 0:53:38,58	0:16:26,16 1:06:29,72	0:22:25,44 1:13:52,25	0:28:45,38 1:21:36,47	0:34:48,19 1:29:27,32	0:41:15,31	1:37:52,98
51.	Gowik, Aleksander	 1981	0:06:04,81 0:50:58,71	0:12:16,50 0:57:36,13	0:18:40,38 1:11:05,12	0:24:53,28 1:17:42,69	0:31:31,99 1:24:42,66	0:37:54,28 1:31:48,86	0:44:29,81	1:39:13,26
52.	Maślanka, Łukasz Jeszcze_jeden_podjazd	 1975	0:05:16,65 0:51:35,28	0:10:51,08 0:58:52,25	0:17:01,42 1:12:59,72	0:23:05,84 1:19:49,02	0:30:23,22 1:27:04,74	0:37:25,21 1:33:57,50	0:44:31,97	1:41:06,66
53.	Zaremba, Andrzej	 1981	0:05:19,94 0:49:06,44	0:10:49,28 0:56:29,83	0:16:58,35 1:10:24,27	0:22:55,04 1:17:40,86	0:29:21,70 1:25:23,96	0:35:31,62 1:33:21,35	0:42:11,03	1:42:01,89
54.	Tomiczak, Krzysztof UKS Sparta Grodzisk Mazowiecki	 1979	0:06:08,44 0:52:17,61	0:12:18,72 0:59:23,31	0:18:41,69 1:13:01,65	0:24:58,38 1:20:41,06	0:31:53,31 1:28:14,48	0:38:32,53 1:35:22,87	0:45:33,53	1:42:51,71
55.	Ogórek, Leszek	 1967	0:06:17,91 0:55:47,67	0:13:00,36 1:03:11,08	0:19:59,62 1:17:58,71	0:26:36,71 1:25:49,99	0:33:56,17 1:34:03,64	0:40:37,78 1:41:38,51	0:47:53,80	1:48:54,04
56.	Serwatka, Krzysztof	 1991	0:06:59,25 0:56:19,23	0:13:55,06 1:04:12,15	0:21:11,90 1:19:25,74	0:28:00,55 1:26:58,46	0:35:39,97 1:34:47,84	0:42:14,74 1:41:47,64	0:49:01,87	1:48:54,40
57.	Portka, Mieczysław UKS Gim Dwójka Tomaszów Lubelski	 1956	0:06:15,80 0:55:39,48	0:13:02,43 1:03:10,38	0:20:00,22 1:18:05,92	0:26:51,44 1:25:38,30	0:34:16,08 1:33:46,80	0:41:14,37 1:41:29,00	0:48:37,19	1:49:26,11
58.	Klimczak, Marcin	 1982	0:06:04,48 0:56:35,07	0:12:14,24 1:03:42,41	0:19:09,38 1:18:45,42	0:26:06,74 1:26:20,91	0:33:26,54 1:34:17,34	0:40:25,31 1:42:10,21	0:48:32,36	1:49:48,13
59.	Grabowski, Mariusz Akademia Rolkarza	 1983	0:06:04,09 0:56:33,88	0:12:14,03 1:03:43,17	0:19:10,56 1:18:44,68	0:26:05,71 1:26:19,66	0:33:27,21 1:34:15,50	0:40:25,51 1:42:07,58	0:48:31,11	1:49:48,13
60.	Zychla, Hubert	 1987	0:06:03,81 0:56:33,85	0:12:13,94 1:03:47,40	0:19:37,56 1:18:55,94	0:26:41,06 1:26:23,07	0:34:14,69 1:34:26,59	0:41:36,93 1:42:09,65	0:49:13,81	1:49:48,17
61.	Nowakowski, Maciej Amateur	 1974	0:06:44,56 0:57:19,92	0:13:46,96 1:04:56,98	0:20:52,54 1:19:56,01	0:27:53,81 1:27:34,78	0:35:18,60 1:35:34,85	0:42:28,90 1:43:12,78	0:49:57,62	1:51:13,40
62.	Wójtowicz, Adam Rollersi	 1984	0:06:48,84 0:59:15,71	0:13:48,41 1:07:22,24	0:21:10,46 1:23:01,72	0:28:22,34 1:30:56,06	0:36:16,46 1:39:05,08	0:43:47,60 1:46:54,08	0:51:37,85	1:54:59,29
63.	Rusiecki, Andrzej Husaria Białystok	 1976	0:05:27,42 0:55:29,39	0:11:36,70 1:03:40,35	0:18:48,19 1:19:32,64	0:26:10,04 1:30:19,22	0:33:28,94 1:38:40,68	0:40:27,44 1:46:53,17	0:47:48,03	1:55:21,93

XI Długodystansowy Puchar Śląska we Wrotkarstwie Szybkim

Analiza - Dystans 42km

Pl.	Name Klub	Nat. YoB	2712 22452	5532 25272	8352 30912	11172 33732	13992 36552	16812 39372	19632	Finish
64.	Oczko, Ryszard	 1959	0:06:21,69 0:58:10,76	0:13:27,85 1:06:23,62	0:20:54,87 1:22:43,46	0:27:56,67 1:30:54,71	0:35:20,05 1:39:25,64	0:42:25,36 1:47:36,07	0:50:12,75	1:56:36,31
65.	Pfeifer, Dariusz Sbd Energetyk Rybnik	 1966	0:06:34,48 1:00:50,79	0:13:45,61 1:09:04,83	0:21:17,63 1:24:53,08	0:28:33,78 1:32:55,08	0:36:30,12 1:41:12,76	0:44:13,65 1:48:47,88	0:52:26,68	1:56:46,29
66.	Hajduk, Maciej	 1990	0:07:11,39 1:04:17,13	0:14:50,39 1:12:57,74	0:23:07,45 1:30:18,22	0:31:01,17 1:38:35,35	0:39:32,67 1:47:41,17	0:47:35,49 1:56:15,35	0:56:13,84	2:05:03,61
67.	Nogański, Paweł	 1967	0:06:45,09 1:02:32,19	0:13:59,14 1:11:10,92	0:21:43,32 1:28:43,31	0:29:30,37 1:37:20,74	0:37:38,61 1:46:29,01	0:45:43,76 1:55:59,03	0:54:08,58	2:05:31,59
68.	Wizner, Czesław ----	 1954	0:07:47,16 1:06:26,01	0:15:52,90 1:15:09,33	0:24:15,78 1:32:52,06	0:32:34,62 1:41:44,13	0:41:06,49 1:50:26,80	0:49:32,67 1:59:15,01	0:57:57,22	2:08:10,94
69.	Kosiński, Bartosz Rollersi Kraków	 1985	0:07:43,05 1:06:03,94	0:15:43,60 1:14:59,92	0:24:05,59 1:33:17,74	0:32:13,49 1:42:12,12	0:40:45,29 1:51:15,55	0:49:01,01 2:00:08,19	0:57:44,51	2:09:39,26
70.	Serwatka, Wojciech	 1994	0:07:25,02 1:06:55,88	0:15:22,13 1:15:59,18	0:24:03,86 1:34:21,04	0:32:58,60 1:43:53,13	0:41:19,39 1:53:36,37	0:49:29,67 2:02:55,75	0:58:19,06	2:13:24,84
DNF										
1.	Witek, Grzegorz GATTA Speed Skating	 1967	0:04:58,06 0:46:40,42	0:10:29,42 0:53:43,17	0:16:25,54 1:08:18,16	0:21:43,28	0:28:05,24	0:34:03,08	0:40:25,62	
2.	Kuhny, Piotr Metalheads	 1972	0:08:00,81	0:17:03,80	0:26:28,84	0:36:04,49	0:46:11,31	1:00:31,82	1:16:58,91	
3.	Kotzian, Daniel LEGIA WARSZAWA MASTERS	 1976	0:04:24,31	0:09:14,93	0:14:10,58	0:19:05,32				
4.	Zgrzywa, Marek Jabra Roller Team	 2003	0:04:22,06	0:09:11,78						
	Adamski, Jan Legia Warszawa Masters	 1983								
	Ciborowski, Sebastian KS SEBA-SPORT PISZ	 1970								